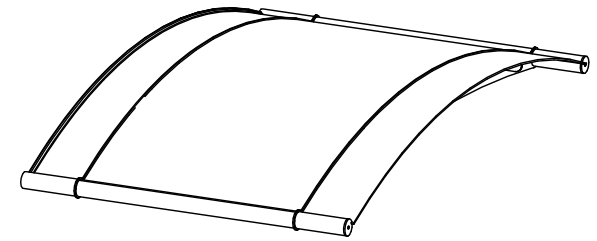



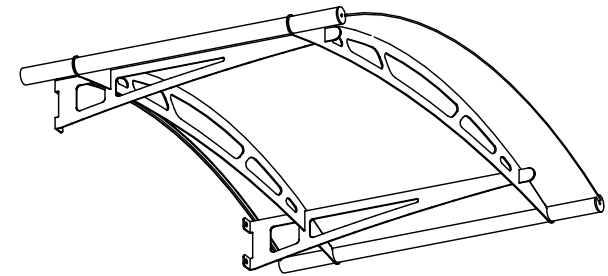
REAR ELEVATION



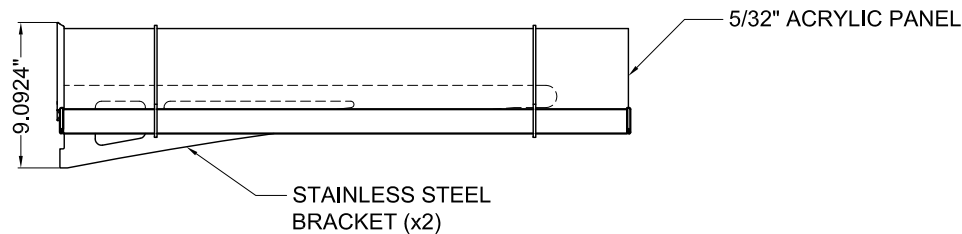
ISOMETRIC VIEW - TOP



TOP ELEVATION



ISOMETRIC VIEW - BOTTOM



PROFILE ELEVATION

LIGHTLINE CANOPY		ARCH 1500	
SKU #:		9004-XXX	
DATE:	09/02/09		
PAGE:	1 of 1		
REV:			
BY:	BWA		
CHK:		2603 Union Street Oakland, CA 94607 P: (800) 888-2418 F: (510) 893-9484 www.lightlinecanopies.com	

feeney[®]